

POWERHOUSE MX™ TIMING PULLEYS

(Compatible with Poly Chain® GT® Carbon belts)

5 mm Pitch

For 15 mm Wide Belts


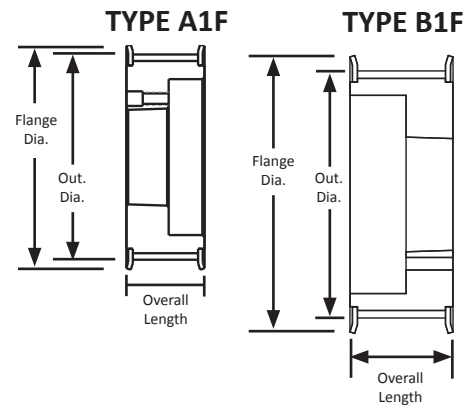
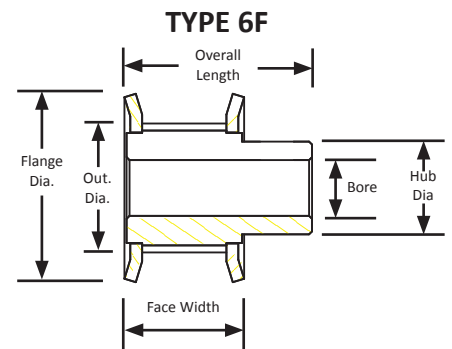
Flanges

Steel/Iron

Black Oxide Plating



Part Number	No. of Teeth	Type	Pitch Dia. (in)	Out. Dia. (in)	Flange Dia. (in)	Bore/Bushing	Face Width (in)	Overall Length (in)
18-5MX15-6FS3	18	6F	1.128	1.083	1.375	0.250	0.890	1.250
19-5MX15-6FS3	19	6F	1.191	1.146	1.438	0.250	0.890	1.250
20-5MX15-6FS3	20	6F	1.253	1.208	1.531	0.250	0.890	1.250
21-5MX15-6FS3	21	6F	1.316	1.271	1.531	0.250	0.890	1.250
22-5MX15-6FS3	22	6F	1.379	1.334	1.656	0.250	0.890	1.280
23-5MX15-6FS5	23	6F	1.441	1.396	1.656	0.375	0.890	1.280
24-5MX15-6FS5	24	6F	1.504	1.459	1.781	0.375	0.890	1.280
25-5MX15-6FS5	25	6F	1.566	1.521	1.781	0.375	0.890	1.280
26-5MX15-6FS5	26	6F	1.629	1.584	1.906	0.375	0.890	1.280
28-5MX15-6FS6	28	6F	1.754	1.709	2.031	0.500	0.890	1.340
30-5MX15-6FS6	30	6F	1.880	1.835	2.125	0.500	0.890	1.340
32-5MX15-6FS6	32	6F	2.005	1.960	2.125	0.500	0.890	1.340
34-5MX15-6FS6	34	6F	2.130	2.085	2.375	0.500	0.890	1.340
36-5MX15-6FS6	36	6F	2.256	2.211	2.375	0.500	0.890	1.340
38-5MX15-6FS6	38	6F	2.381	2.336	2.625	0.500	0.890	1.340
40-5MX15-6FS6	40	6F	2.506	2.461	2.750	0.500	0.890	1.380
45-5MX15-6FS6	45	6F	2.820	2.775	3.094	0.500	0.890	1.380
50-5MX15-6FS6	50	6F	3.133	3.088	3.330	0.500	0.890	1.380
36-5MX15-1108	36	A1F	2.256	2.211	2.375	1108	0.880	0.880
38-5MX15-1108	38	A1F	2.381	2.336	2.625	1108	0.880	0.880
40-5MX15-1108	40	A1F	2.506	2.461	2.750	1108	0.880	0.880
44-5MX15-1108	44	A1F	2.757	2.712	3.094	1108	0.880	0.880
48-5MX15-1210	48	A1F	3.008	2.963	3.330	1210	0.880	1.000
52-5MX15-1210	52	B1F	3.258	3.213	3.566	1210	0.880	1.000
56-5MX15-1610	56	B1F	3.509	3.464	3.800	1610	0.880	1.000
60-5MX15-1610	60	B1F	3.760	3.715	4.044	1610	0.880	1.000
64-5MX15-1610	64	B1F	4.010	3.965	4.170	1610	0.880	1.000
68-5MX15-1610	68	B1F	4.261	4.216	4.520	1610	0.880	1.000
72-5MX15-1610	72	B1F	4.511	4.466	4.670	1610	0.880	1.000



For idler pulleys,
see page 366.